

SHAHJIBAZAR POWER COMPANY LIMITED
CONSOLIDATED STATEMENT OF FINANCIAL POSITION (UN-AUDITED)
AS AT MARCH 31, 2019


	Notes	March 31, 2019	June 30, 2018
		Taka	Taka
ASSETS:			
Non-Current Assets			
Property, Plant and Equipment		6,222,784,807	6,231,228,909
Intangible Assets	4a	5,344,101,861	5,517,729,701
Investment Accounted for using the Equity Method	5.00	501,396	606,135
Other Investments	6a	418,855,174	173,042,602
	8a	459,326,377	539,850,471
Current Assets			
Inventories		4,147,013,420	3,737,839,884
Accounts Receivables	9a	1,113,763,796	1,128,458,840
Other Receivables	10a	1,487,080,135	1,427,596,071
Advance, Deposits and Prepayments	11a	993,540	2,503,949
Financial Assets at fair value through profit or loss	12a	664,615,730	501,009,779
Cash and Cash Equivalents	12b	20,191,159	20,201,919
Goods in Transit	13a	567,393,653	529,762,731
	14a	292,975,406	128,306,595
TOTAL ASSETS		10,369,798,227	9,969,068,793
SHARE HOLDERS' EQUITY AND LIABILITIES			
Shareholders' Equity			
Share Capital		5,490,318,454	5,306,414,147
Share Premium	15.00	1,658,510,509	1,610,204,378
Tax Holiday Reserve	16.00	914,920,000	914,920,000
Retained Earnings	16a	888,364,871	850,711,042
	17a	2,028,523,074	1,930,578,727
Non-controlling interests		270,113,418	279,654,021
Total equity		5,760,431,872	5,586,068,167
Non-Current Liabilities			
Long Term Loan- Net of Current Maturity		163,108,577	192,115,541
Loan from other than Bank	18a	89,137,542	167,217,657
Deferred Tax Liabilities	18b	-	89,364
	19a	73,971,035	24,808,520
Current Liabilities			
L/C Liabilities		4,446,257,778	4,190,885,084
Short Term Loan	20a	357,362,959	90,345,074
IPO Application Amount	21a	3,450,961,132	3,628,529,390
Long Term Loan - Current Maturity	22a	6,084,318	6,084,318
Sundry Creditors	23a	125,351,793	194,599,119
Liabilities for Expenses	24a	244,072,886	145,268,525
Unclaimed Dividend	25a	20,052,795	19,884,836
Trade Payable	25b	144,185,355	9,211,728
Total liabilities	26a	98,186,540	96,962,095
TOTAL EQUITY AND LIABILITIES		4,609,366,355	4,383,000,625
		10,369,798,227	9,969,068,793
Net Asset Value Per Share (NAVPS)		33.10	32.00

CONTINGENT LIABILITIES & COMMITMENTS

37 & 38

The financial statements were authorised for issuance by the Board of Directors on 25 April 2019


Chairman


Director


Managing Director


Company Secretary


Chief Financial Officer

SHAHJIBAZAR POWER COMPANY LIMITED
STATEMENT OF FINANCIAL POSITION (UN-AUDITED)
AS AT MARCH 31, 2019

	Notes	March 31, 2019 Taka	June 30, 2018 Taka
ASSETS:			
Non-Current Assets			
Property, Plant and Equipment	4.00	4,218,827,046	4,056,630,336
Investment Accounted for using the Equity Method	6.00	2,440,645,496	2,443,737,263
Investment in Subsidiary	7.00	418,855,174	173,042,602
Other Investments	8.00	900,000,000	900,000,000
		459,326,377	539,850,471
Current Assets			
Inventories	9.00	939,801,543	568,252,773
Accounts Receivables	10.00	179,618,391	122,610,952
Other Receivables	11.00	426,214,280	290,111,349
Advance, Deposits and Prepayments	12.00	993,540	2,503,949
Cash and Cash Equivalent	13.00	40,174,522	38,492,208
Goods In Transit	14.00	53,087,073	55,120,219
		239,713,736	59,414,096
TOTAL ASSETS		5,158,628,588	4,624,883,110
SHARE HOLDERS' EQUITY AND LIABILITIES			
Shareholders' Equity			
Share Capital	15.00	3,786,558,583	3,516,788,848
Share Premium	16.00	1,658,510,509	1,610,204,378
Retained Earnings	17.00	914,920,000	914,920,000
		1,213,128,074	991,664,470
Non-Current Liabilities			
Long Term Loan- Net of Current Maturity	18.00	158,478,575	164,014,924
Deferred Tax Liabilities	19.00	84,507,540	139,206,404
		73,971,035	24,808,520
Current Liabilities			
L/C Liabilities	20.00	1,213,591,431	944,079,337
Short Term Loan	21.00	352,375,456	82,677,127
IPO Application Amount	22.00	283,553,106	454,666,390
Long Term Loan - Current Maturity	23.00	6,084,318	6,084,318
Sundry Creditors	24.00	125,351,793	182,096,793
Liabilities for Expenses	25.00	208,144,712	115,778,239
Unclaimed Dividend	25b	5,034,531	5,601,319
Trade Payable	26.00	144,185,355	9,211,728
		88,862,159	87,963,424
Total Liabilities		1,372,070,005	1,108,094,262
TOTAL EQUITY AND LIABILITIES		5,158,628,588	4,624,883,110
Net Asset Value Per Share (NAVPS)		22.83	21.20

CONTINGENT LIABILITIES & COMMITMENTS

37 & 38

The financial statements were authorised for issuance by the Board of Directors on 25 April 2019



Chairman


Company Secretary

Director


2


Managing Director


Chief Financial Officer

SHAHJIBAZAR POWER COMPANY LIMITED
CONSOLIDATED STATEMENT OF PROFIT OR LOSS AND OTHER COMPREHENSIVE INCOME (UN-AUDITED)
FOR THE PERIOD ENDED MARCH 31, 2019

Notes	Nine Month Ended		3rd Quarter Ended		
	March 31, 2019	March 31, 2018	March, 31 2019	March, 31 2018	
	Taka	Taka	Taka	Taka	
Revenue	27a	5,448,803,361	5,366,807,309	1,722,295,125	1,978,257,129
Cost of Sales	28a	4,430,335,897	4,038,290,452	1,412,101,782	1,470,598,898
Gross Profit		1,018,467,463	1,328,516,857	310,193,342	507,658,231
Operating Expenses:					
General and Administrative Expenses	29a	131,237,764	147,429,714	53,051,657	52,245,194
Financial Expenses	30a	286,018,026	252,844,546	97,080,833	80,165,110
Operating Profit		601,211,673	928,242,597	160,060,852	375,247,927
Non-Operating Income	31a	27,978,592	8,024,832	9,622,786	1,517,028
Share of Profit From Associate	32a	245,812,571	13,428,606	224,378,112	9,269,810
Net Profit before Tax and WPPF		875,002,837	949,696,035	394,061,751	386,034,765
Workers' Profit Participation Fund	33a	50,238,230	53,795,049	27,336,274	26,954,036
Net Profit before Tax		824,764,607	895,900,986	366,725,477	359,080,729
Income Tax Expenses:		227,849,810	237,250,361	117,177,198	119,972,089
Current Tax	34a	178,687,296	234,564,640	72,301,576	118,118,127
Deferred Tax	34b	49,162,514	2,685,721	44,875,622	1,853,962
Net profit after Tax		596,914,797	658,650,625	249,548,279	239,108,640
Other Comprehensive Income		-	-	-	-
Total Comprehensive Income		596,914,797	658,650,625	249,548,279	239,108,640
Profit Attributable to					
Equity holders' of the parent		586,455,400	621,490,276	247,951,608	223,628,840
Non Controlling Interest		10,459,397	37,160,349	1,596,671	15,479,800
		596,914,797	658,650,625	249,548,279	239,108,640
Total Comprehensive Income Attributable to:					
Equity holders' of the parent		586,455,400	621,490,276	247,951,608	223,628,840
Non Controlling Interest		10,459,397	37,160,349	1,596,671	15,479,800
		596,914,797	658,650,625	249,548,279	239,108,640
Earnings Per Share (EPS)	35a	3.54	3.75	1.50	1.35


The accompanying notes form an integral part of the financial statements

The financial statements were authorised for issuance by the Board of Directors on 25 April 2019


Chairman


Company Secretary

Director




Managing Director


Chief Financial Officer

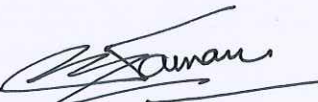
SHAHJIBAZAR POWER COMPANY LIMITED
STATEMENT OF PROFIT OR LOSS AND OTHER COMPREHENSIVE INCOME (UN-AUDITED)
FOR THE PERIOD ENDED MARCH 31, 2019

Notes	Nine Month Ended		3rd Quarter Ended		
	March 31, 2019	March 31, 2018	March, 31 2019	March, 31 2018	
	Taka	Taka	Taka	Taka	
Revenue from Sales	27.00	1,138,521,298	963,729,630	323,533,982	306,602,828
Cost of Sales	28.00	574,268,145	423,201,496	151,505,461	109,924,801
Gross Profit		564,253,153	540,528,134	172,028,521	196,678,027
Operating Expenses:					
General and Administrative Expenses	29.00	45,694,503	40,518,629	18,486,245	16,577,168
Financial Expenses	30.00	39,497,534	57,913,068	11,322,786	13,584,689
Operating Profit		479,061,117	442,096,438	142,219,491	166,516,170
Non-Operating Income	31.00	186,760,341	184,800,942	184,301,877	181,000,025
Share of Profit of Investment Accounted for using Equity Method	32.00	245,812,571	13,428,606	224,378,112	9,269,810
Net Profit before Tax and WPPF		911,634,028	640,325,985	550,899,479	356,786,005
Less: Workers' Profit Participation Fund	33.00	43,411,144	30,491,714	26,233,308	16,989,810
Net Profit before Tax		868,222,884	609,834,272	524,666,171	339,796,195
Income Tax Expenses:	34.00	195,902,057	142,787,138	111,084,601	75,485,559
Current Tax		146,739,542	140,101,416	66,208,978	73,631,596
Deferred Tax		49,162,514	2,685,721	44,875,622	1,853,962
Net profit after Tax		672,320,828	467,047,134	413,581,571	264,310,637
Other Comprehensive Income		-	-	-	-
Total Comprehensive Income		672,320,828	467,047,134	413,581,571	264,310,637
Earnings Per Share (EPS)	35.00	4.05	2.82	2.49	1.59

The accompanying notes form an integral part of the financial statements

The financial statements were authorised for issuance by the Board of Directors on 25 April 2019


Chairman


Director


Managing Director


Company Secretary


Chief Financial Officer

SHAHJIBAZAR POWER COMPANY LIMITED
CONSOLIDATED STATEMENTS OF CASH FLOWS (UN-AUDITED)
FOR THE PERIOD ENDED MARCH 31, 2019

	March 31, 2019 Taka	March 31, 2018 Taka
A CASH FLOWS FROM OPERATING ACTIVITIES		
Cash receipt from customers	5,390,829,706	5,114,590,239
Cash paid to suppliers, employees	(3,928,053,128)	(4,155,025,856)
Cash Paid for operational Expenses	(284,043,721)	(30,526,005)
Cash received from Other Activities	207,065,499	9,320,194
Income Tax Paid	(128,732,398)	(151,720,907)
Financial Expenses	(286,018,026)	(252,844,546)
Net Cash flows from operating activities	971,047,932	533,793,119
B CASH FLOWS IN INVESTING ACTIVITIES		
Acquisition of property plant and equipment	(241,217,265)	(97,760,480)
Disposal of Fixed Assets	19,838,690	732,046
Investment in Quoted Securities	-	3,414,465
Other Investment	80,524,094	(1,881,200)
Net cash used in investing activities	(140,854,481)	(95,495,169)
C CASH FLOWS FROM FINANCING ACTIVITIES		
Bank Loan (Short Term)	(246,815,584)	177,434,972
Payment of L/C Liabilities	-	(5,317,622)
Payment of Dividend	(467,577,466)	(150,751,810)
Loan Other Than Bank and Financial Institutes	(89,364)	(12,492,000)
Bank Loan (Long Term)	(78,080,115)	(420,270,181)
Net cash used in financing activities	(792,562,529)	(411,396,641)
D Net Cash for the year (A+B+C)	37,630,922	26,901,309
E Opening cash and bank balance	529,762,731	508,991,093
F Closing cash and cash equivalents (D+E)	567,393,653	535,892,402
G Net Operating Cash Flow per share	5.85	3.22
Effect of Exchanges rate changes:		
Unrealized Gain	50,796	-

The accompanying notes form an integral part of the financial statements

The financial statements were authorised for issuance by the Board of Directors on 25 April 2019


Chairman


Director


Managing Director


Company Secretary


Chief Financial Officer

SHAHJIBAZAR POWER COMPANY LIMITED
STATEMENT OF CASH FLOWS (UN-AUDITED)
FOR THE PERIOD ENDED MARCH 31, 2019

	March 31, 2019	March 31, 2018
	Taka	Taka
A CASH FLOWS FROM OPERATING ACTIVITIES		
Cash receipt from customers	1,003,928,776	949,446,175
Cash paid to suppliers, employees	(326,131,361)	(333,559,556)
Cash Paid for operational Expenses	(42,984,651)	(25,797,896)
Cash received from Other Activities	185,847,247	6,096,304
Income Tax Paid	(96,784,645)	(57,296,710)
Financial Expenses	(39,497,534)	(57,913,068)
Net Cash flows from operating activities	684,377,832	480,975,249
B CASH FLOWS FROM INVESTING ACTIVITIES		
Acquisition of property plant and equipment	(224,739,148)	(22,992,658)
Disposal of Fixed Assets	7,938,690	200,000
Dividend Received	-	79,000,000
Loan & Advance (Subsidiary & Associate)	(138,000,000)	(15,918,559)
Other Investment	80,524,094	(1,881,200)
Net cash flow from investing activities	(274,276,364)	38,407,583
C CASH FLOWS FROM FINANCING ACTIVITIES		
Bank Loan (Short Term)	(89,858,284)	(65,381,075)
Dividend Paid	(267,577,466)	(130,751,810)
Bank Loan (Long Term)	(54,698,864)	(310,465,257)
Net cash used financing activities	(412,134,614)	(506,598,142)
D Net Cash inflow/(outflow) for the year (A+B+C)	(2,033,146)	12,784,690
E Opening Cash & Cash Equivalent	55,120,219	46,319,577
F Closing Cash & Cash Equivalent	53,087,073	59,104,267
G Net Operating Cash Flow per share	4.13	2.90
Effect of Exchanges rate changes:		
Unrealized Gain	50,796	-

The accompanying notes form an integral part of the financial statements

The financial statements were authorised for issuance by the Board of Directors on 25 April 2019


Chairman


Company Secretary


Director


Managing Director


Chief Financial Officer

SHAHJIBAZAR POWER COMPANY LIMITED
CONSOLIDATED STATEMENT OF CHANGES IN EQUITY (UN-AUDITED)
FOR THE PERIOD ENDED MARCH 31, 2019

Particulars	Attributable to share holders' equity						Non Controlling Interests	Total Equity
	Share Capital	Tax Holiday Reserve	Share Premium	Retained Earning	Total			
Balance as at July 01, 2018	1,610,204,378	850,711,042	914,920,000	1,930,578,727	5,306,414,147	279,654,021	5,586,068,168	
Net profit (After Tax) for the period	-	-	-	586,455,400	586,455,400	10,459,397	596,914,797	
Tax Holiday Reserve	-	37,653,829	-	(37,653,829)	-	-	-	
Stock Dividend	48,306,131	-	-	(48,306,131)	-	-	-	
Cash Dividend	-	-	-	(402,551,093)	(402,551,093)	(20,000,000)	(422,551,093)	
Balance as at March 31, 2019	1,658,510,509	888,364,871	914,920,000	2,028,523,074	5,490,318,454	270,113,418	5,760,431,872	

CONSOLIDATED STATEMENT OF CHANGES IN EQUITY
FOR THE PERIOD ENDED MARCH 31, 2018

Particulars	Attributable to share holders' equity						Non Controlling Interests	Total Equity
	Share Capital	Tax Holiday Reserve	Share Premium	Retained Earning	Total			
Balance as at July 01, 2017	1,412,459,981	701,982,235	914,920,000	1,842,601,393	4,871,963,609	258,340,464	5,130,304,073	
Net profit (After Tax) for this Period	-	-	-	621,490,276	621,490,276	37,160,349	658,650,625	
Tax Holiday Reserve (Parent Portion)	-	133,777,257	-	(133,777,257)	-	-	-	
Stock Dividend	197,744,397	-	-	(197,744,397)	-	-	-	
Cash Dividend	-	-	-	(225,993,597)	(225,993,597)	(20,000,000)	(245,993,597)	
Balance as at March 31, 2018	1,610,204,378	835,759,492	914,920,000	1,906,576,418	5,237,460,288	275,500,813	5,542,961,101	

The accompanying notes form an integral part of the financial statements


The financial statements were authorised for issuance by the Board of Directors on 25 April 2019


Chairman


Director


Managing Director


Company Secretary


Chief Financial Officer

SHAHJIBAZAR POWER COMPANY LIMITED
STATEMENT OF CHANGES IN EQUITY (UN-AUDITED)
FOR THE PERIOD ENDED MARCH 31, 2019

Particulars	Share Capital	Share Premium	Retained Earning	Total Equity
Balance as at July 01, 2018	1,610,204,378	914,920,000	991,664,470	3,516,788,848
Net profit for the year	-	-	672,320,828	672,320,828
25% Cash Dividend	-	-	(402,551,093)	(402,551,093)
3% Stock Dividend	48,306,131	-	(48,306,131)	-
Balance as at March 31, 2019	1,658,510,509	914,920,000	1,213,128,074	3,786,558,583


STATEMENT OF CHANGES IN EQUITY
FOR THE PERIOD ENDED MARCH 31, 2018

Particulars	Share Capital	Share Premium	Retained Earning	Total Equity
Balance as at July 01, 2017	1,412,459,981	914,920,000	946,780,347	3,274,160,328
Net profit for this Period	-	-	467,047,134	467,047,134
16% Cash Dividend	-	-	(225,993,597)	(225,993,597)
14% Stock Dividend	197,744,397	-	(197,744,397)	-
Balance as at March 31, 2018	1,610,204,378	914,920,000	990,089,487	3,515,213,865

The accompanying notes form an integral part of the financial statements

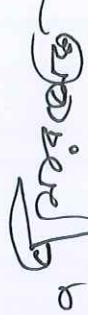
The financial statements were authorised for issuance by the Board of Directors on 25 April 2019


Chairman


Director


Managing Director


Company Secretary


Chief Financial Officer