

SHAHJIBAZAR POWER COMPANY LIMITED
CONSOLIDATED STATEMENT OF FINANCIAL POSITION (UN-AUDITED)
AS AT DECEMBER 31, 2023

	Notes	December 31, 2023 Taka	June 30, 2023 Taka
ASSETS:			
Non-Current Assets		6,873,900,016	6,671,611,274
Property, Plant and Equipment	4a	4,200,033,263	4,311,447,495
Intangible Assets	5.00	-	-
Investment Accounted for using the Equity Method	6a	1,689,029,005	1,720,077,281
Other Investments	8a	984,837,748	640,086,498
Current Assets		6,897,037,762	5,957,854,671
Inventories	9a	1,463,579,083	1,528,724,984
Accounts Receivables	10a	4,557,515,599	3,196,727,746
Other Receivables	11a	3,360,143	1,507,906
Advance, Deposits and Prepayments	12a	752,692,323	790,799,672
Financial Assets at fair value through profit or loss	12b	19,264,352	20,407,183
Cash and Cash Equivalents	13a	100,626,263	344,090,397
Goods in Transit	14a	-	75,596,783
TOTAL ASSETS		13,770,937,778	12,629,465,945
SHARE HOLDERS' EQUITY AND LIABILITIES			
Shareholders' Equity		7,481,217,965	6,850,488,810
Share Capital	15.00	1,866,316,290	1,866,316,290
Share Premium	16.00	914,920,000	914,920,000
Retained Earnings	17a	4,699,981,675	4,069,252,520
Non-controlling interests	17b	319,351,539	291,689,009
Total equity		7,800,569,504	7,142,177,819
Non-Current Liabilities		700,421,583	658,501,622
Long Term Loan- Net of Current Maturity	18a	418,366,863	406,456,383
Lease Liabilities	21.a	40,285,585	4,067,924
Deferred Tax Liabilities	19a	241,769,135	247,977,315
Current Liabilities		5,269,946,692	4,828,786,503
L/C Liabilities	20a	1,208,202,815	804,204,936
Lease Liabilities	21.a	2,433,630	1,093,892
Short Term Loan	22a	2,071,641,890	2,470,400,354
IPO Application Amount	23a	1,173,818	1,173,818
Long Term Loan - Current Maturity	24a	41,205,710	164,822,840
Sundry Creditors	25a	297,721,925	260,421,943
Liabilities for Expenses	26a	27,453,697	6,521,480
Unclaimed Dividend	26b	10,356,310	10,461,391
Trade Payable	27a	1,609,756,896	1,109,685,849
Total liabilities		5,970,368,274	5,487,288,125
TOTAL EQUITY AND LIABILITIES		13,770,937,778	12,629,465,945
Net Asset Value Per Share (NAVPS)	27b	40.09	36.71

CONTINGENT LIABILITIES & COMMITMENTS

37 & 38

The financial statements were authorised for issuance by the Board of Directors on January 29, 2024


Chairman


Director


Managing Director


Chief Financial Officer(CFO)


Company Secretary

Dhaka,
29th January, 2024

SHAHJIBAZAR POWER COMPANY LIMITED
STATEMENT OF FINANCIAL POSITION (UN-AUDITED)
AS AT DECEMBER 31, 2023

	Notes	December 31, 2023 Taka	June 30, 2023 Taka
ASSETS:			
Non-Current Assets		4,744,383,857	4,808,129,110
Property, Plant and Equipment	4.00	1,906,395,453	2,146,104,565
Investment Accounted for using the Equity Method	6.00	1,689,029,005	1,720,077,281
Investment in Subsidiary	7.00	900,000,000	900,000,000
Other Investments	8.00	248,959,399	41,947,264
Current Assets		3,261,150,005	2,518,685,776
Inventories	9.00	335,820,237	367,839,060
Accounts Receivables	10.00	2,848,873,267	2,017,621,039
Other Receivables	11.00	3,360,143	1,507,906
Advance, Deposits and Prepayments	12.00	23,314,798	29,811,668
Cash and Cash Equivalent	13.00	49,781,561	101,906,103
Goods In Transit	14.00	-	-
TOTAL ASSETS		8,005,533,862	7,326,814,886
SHARE HOLDERS' EQUITY AND LIABILITIES			
Shareholders' Equity		5,334,315,011	4,952,548,626
Share Capital	15.00	1,866,316,290	1,866,316,290
Share Premium	16.00	914,920,000	914,920,000
Retained Earnings	17.00	2,553,078,721	2,171,312,336
Non-Current Liabilities		664,200,588	658,499,763
Long Term Loan- Net of Current Maturity	18.00	418,366,863	406,456,383
Lease Liabilities	21.00	4,067,924	4,067,924
Deferred Tax Liabilities	19.00	241,765,801	247,975,456
Current Liabilities		2,007,018,264	1,715,766,496
L/C Liabilities	20.00	102,717,418	208,794,248
Lease Liabilities	21.00	853,338	1,093,892
Short Term Loan	22.00	-	-
IPO Application Amount	23.00	1,173,818	1,173,818
Long Term Loan - Current Maturity	24.00	41,205,710	164,822,840
Sundry Creditors	25.00	242,564,415	226,081,201
Liabilities for Expenses	26.00	7,522,250	1,273,937
Unclaimed Dividend	26b	10,356,310	10,461,391
Trade Payable	27.00	1,600,625,005	1,102,065,170
Total Liabilities		2,671,218,852	2,374,266,260
TOTAL EQUITY AND LIABILITIES		8,005,533,862	7,326,814,886
Net Asset Value Per Share (NAVPS)	27bb	28.58	26.54
CONTINGENT LIABILITIES & COMMITMENTS	37 & 38		

The financial statements were authorised for issuance by the Board of Directors on January 29, 2024


Chairman


Director


Managing Director


Chief Financial Officer (CFO)


Company Secretary

Dhaka,
29th January, 2024

SHAHJIBAZAR POWER COMPANY LIMITED
CONSOLIDATED STATEMENT OF PROFIT OR LOSS AND OTHER COMPREHENSIVE INCOME (UN-AUDITED)
FOR THE PERIOD ENDED DECEMBER 31, 2023

	Notes	Half Year Ended		2nd Quarter Ended	
		July-2023 to December-2023 Taka	July-2022 to December-2022 Taka	October-23 to December-23 Taka	October-22 to December-22 Taka
Revenue	28a	6,876,796,470	3,375,750,157	3,073,282,922	2,196,213,379
Cost of Sales	29a	5,677,315,498	3,411,589,948	2,597,006,304	2,335,170,708
Gross Profit		1,199,480,972	(35,839,791)	476,276,618	(138,957,329)
Operating Expenses:					
General and Administrative Expenses	30a	91,135,118	105,498,410	9,995,549	52,936,489
Financial Expenses	31a	191,604,576	130,900,775	103,007,262	86,112,927
Operating Profit		916,741,279	(272,238,976)	363,273,808	(278,006,745)
Non-Operating Income	32a	30,045,365	18,088,860	16,952,188	10,461,689
Share of Profit From Associate	33a	(31,048,276)	123,466,732	27,911,612	14,043,489
Net Profit before Tax and WPPF		915,738,368	(130,683,384)	408,137,608	(253,501,567)
Workers' Profit Participation Fund	34a	45,085,078	13,862,168	18,106,000	7,510,600
Net Profit before Tax		870,653,289	(144,545,552)	390,031,607	(261,012,167)
Income Tax Expenses:		212,261,604	80,143,417	51,395,794	29,675,312
Current Tax	35a	218,471,260	55,450,071	69,397,428	26,866,614
Deferred Tax	35.00	(6,209,655)	24,693,346	(18,001,633)	2,808,697
Net profit after Tax		658,391,685	(224,688,970)	338,635,813	(290,687,479)
Other Comprehensive Income		-	-	-	-
Total Comprehensive Income		658,391,685	(224,688,970)	338,635,813	(290,687,479)
Profit Attributable to					
Equity holders' of the parent		630,729,155	(170,163,265)	331,101,425	(248,160,714)
Non Controlling Interest		27,662,530	(54,525,705)	7,534,388	(42,526,765)
		658,391,685	(224,688,970)	338,635,813	(290,687,479)
Total Comprehensive Income Attributable to:					
Equity holders' of the parent		630,729,155	(170,163,265)	331,101,425	(248,160,714)
Non Controlling Interest		27,662,530	(54,525,705)	7,534,388	(42,526,765)
		658,391,685	(224,688,970)	338,635,813	(290,687,479)
Earnings Per Share (EPS)	36a	3.38	(0.91)	1.77	(1.33)

The financial statements were authorised for issuance by the Board of Directors on January 29, 2024


Chairman


Director


Managing Director


Chief Financial Officer(CFO)


Company Secretary


Dhaka,
29th January, 2024

SHAHJIBAZAR POWER COMPANY LIMITED
STATEMENT OF PROFIT OR LOSS AND OTHER COMPREHENSIVE INCOME (UN-AUDITED)
FOR THE PERIOD ENDED DECEMBER 31, 2023

Notes	Half Year Ended		2nd Quarter Ended		
	July-2023 to December-2023 Taka	July-2022 to December-2022 Taka	October-23 to December-23 Taka	October-22 to December-22 Taka	
Revenue from Sales	28.00	1,879,773,690	886,035,914	670,120,185	409,056,098
Cost of Sales	29.00	1,259,584,509	513,626,582	363,112,258	218,514,595
Gross Profit		620,189,181	372,409,332	307,007,927	190,541,503
Operating Expenses:					-
General and Administrative Expenses	30.00	26,243,927	39,557,539	12,000,815	14,858,747
Financial Expenses	31.00	53,438,134	44,108,111	26,973,091	19,938,605
Operating Profit		540,507,120	288,743,682	268,034,021	155,744,150
Non-Operating Income	32.00	6,144,150	2,361,850	3,077,439	1,978,446
Share of Profit of Investment Accounted for using Equity Method	33.00	(31,048,276)	123,466,732	(36,944,264)	14,043,489
Net Profit before Tax and WPPF		515,602,994	414,572,264	271,111,460	171,766,085
Workers' Profit Participation Fund	34.00	26,031,013	13,862,168	12,910,070	7,510,600
Net Profit before Tax		489,571,981	400,710,096	258,201,390	164,255,485
Income Tax Expenses:	35.00	107,805,596	80,142,019	46,405,021	29,675,312
Current Tax		114,015,251	55,448,673	40,822,698	26,866,615
Deferred Tax		(6,209,655)	24,693,346	5,582,323	2,808,697
Net profit after Tax		381,766,385	320,568,077	211,796,369	134,580,173
Other Comprehensive Income		-	-	-	-
Total Comprehensive Income		381,766,385	320,568,077	211,796,369	134,580,173
Earnings Per Share (EPS)	36.00	2.05	1.72	1.13	0.72

The financial statements were authorised for issuance by the Board of Directors on January 29, 2024


Chairman


Director


Managing Director


Chief Financial Officer(CFO)


Company Secretary

Dhaka,
29th January, 2024

SHAHJIBAZAR POWER COMPANY LIMITED
CONSOLIDATED STATEMENTS OF CASH FLOWS (UN-AUDITED)
FOR THE PERIOD ENDED DECEMBER 31, 2023

	DECEMBER 31, 2023 Taka	DECEMBER 31, 2022 Taka
A CASH FLOWS FROM OPERATING ACTIVITIES		
Cash receipt from customers	5,516,008,617	3,057,732,432
Cash paid to suppliers, employees	(4,222,572,379)	(1,579,838,818)
Cash Paid for operational Expenses	(27,877,805)	(239,161,037)
Cash received from Other Activities	25,689,099	18,088,861
Income Tax Paid	(219,333,965)	(59,669,554)
Cash payment for Financial Expenses	(191,604,576)	(130,900,775)
Net Cash flows from operating activities	880,308,991	1,066,251,109
B CASH FLOWS IN INVESTING ACTIVITIES		
Acquisition of property plant and equipment	(166,947,127)	(106,797,916)
Disposal of Fixed Assets	3,670,000	-
Other Investment	(344,751,250)	(106,604,687)
Financial Assets at Fair Value	1,142,831	(3,802,853)
Net cash used in investing activities	(506,885,546)	(217,205,456)
C CASH FLOWS FROM FINANCING ACTIVITIES		
Bank Loan (Short Term)	(398,758,464)	(484,209,611)
Unclaimed Dividend	(105,081)	(30,925)
Payment of Liabilities(Letter of Credit)	(106,076,830)	-
Payment of Lease Liabilities	(240,554)	-
Bank Loan (Long Term)	(111,706,650)	(148,126,989)
Net cash used in financing activities	(616,887,579)	(632,367,525)
D Net Cash for the year (A+B+C)	(243,464,134)	216,678,128
E Opening cash and bank balance	344,090,397	284,492,331
F Closing cash and cash equivalents (D+E)	100,626,263	501,170,459
G Net Operating Cash Flow per share [Note-49]	4.72	5.71
Effect of Exchange Rate:	1,607	16,351

Net Operating Cash Flow per Share reduced marginally due to a slide in collection from BPDB and BPC during reporting period compared to the same period of previous year.

The financial statements were authorised for issuance by the Board of Directors on January 29, 2024


Chairman


Director


Managing Director


Chief Financial Officer(CFO)


Company Secretary

Dhaka,
29th January, 2024

SHAHJIBAZAR POWER COMPANY LIMITED
STATEMENT OF CASH FLOWS (UN-AUDITED)
FOR THE PERIOD ENDED DECEMBER 31, 2023

	DECEMBER 31, 2023	DECEMBER 31, 2022
	Taka	Taka
A CASH FLOWS FROM OPERATING ACTIVITIES		
Cash receipt from customers	1,048,521,462	984,316,274
Cash paid to suppliers, employees	(494,062,305)	(302,978,910)
Cash Paid for operational Expenses	(12,307,498)	(36,730,331)
Cash received from Other Activities	4,291,913	2,361,850
Income Tax Paid	(114,879,432)	(59,669,554)
Cash Paid for Financial Expenses	(53,438,134)	(44,108,111)
Net Cash flows from operating activities	378,126,006	543,191,218
B CASH FLOWS FROM INVESTING ACTIVITIES		
Acquisition of property plant and equipment	(5,109,298)	(106,629,616)
Other Investment	(207,012,135)	(1,237,670)
Net cash flow from investing activities	(212,121,433)	(107,867,286)
C CASH FLOWS FROM FINANCING ACTIVITIES		
Bank Loan (Short Term)	-	(38,697,446)
Payment of Liabilities(Letter of Credit)	(106,076,830)	-
Payment of Lease Liabilities	(240,554)	-
Unclaimed Dividend	(105,081)	(30,925)
Bank Loan (Long Term)	(111,706,650)	(148,126,989)
Net cash used financing activities	(218,129,115)	(186,855,360)
D Net Cash inflow/(outflow) for the year (A+B+C)	(52,124,542)	248,468,572
E Opening Cash & Cash Equivalent	101,906,103	58,514,659
F Closing Cash & Cash Equivalent	49,781,561	306,983,231
G Net Operating Cash Flow per share [Note-48]	2.03	2.91
Effect of Exchange Rate:	1,607	16,351

The financial statements were authorised for issuance by the Board of Directors on January 29, 2024


Chairman


Director


Managing Director


Chief Financial Officer(CFO)


Company Secretary

Dhaka,
29th January, 2024

SHAHJIBAZAR POWER COMPANY LIMITED
CONSOLIDATED STATEMENT OF CHANGES IN EQUITY
FOR THE PERIOD ENDED DECEMBER 31, 2023


Particulars	Attributable to share holders' equity				Non Controlling Interests	Total Equity
	Share Capital	Share Premium	Retained Earning	Total		
Balance as at July 01, 2023.	1,866,316,290	914,920,000	4,069,252,517	6,850,488,808	291,689,008	7,142,177,819
Net profit (After Tax) for the period	-	-	630,729,155	630,729,155	27,662,530	658,391,686
Bonus Share/Stock Dividend	-	-	-	-	-	-
Cash Dividend Paid	-	-	-	-	-	-
Tax Holiday Reserve	-	-	-	-	-	-
Balance as at December 31, 2023	1,866,316,290	914,920,000	4,699,981,673	7,481,217,963	319,351,539	7,800,569,504

CONSOLIDATED STATEMENT OF CHANGES IN EQUITY
FOR THE PERIOD ENDED DECEMBER 31, 2022

Particulars	Attributable to share holders' equity				Non Controlling Interests	Total Equity
	Share Capital	Share Premium	Retained Earning	Total		
Balance as at July 01, 2022	1,794,534,897	914,920,000	4,144,646,142	6,854,101,039	301,149,374	7,155,250,414
Net profit (After Tax) for the period	-	-	(170,163,265)	(170,163,265)	(54,525,705)	(224,688,970)
Bonus Share/Stock Dividend	-	-	-	-	-	-
Cash Dividend Paid	-	-	-	-	-	-
Tax Holiday Reserve	-	-	-	-	-	-
Balance as at December 31, 2022	1,794,534,897	914,920,000	3,974,482,877	6,683,937,774	246,623,669	6,930,561,444

The financial statements were authorised for issuance by the Board of Directors on January 29, 2024


Chairmah


Director


Managing Director


Chief Financial Officer(CFO)


Company Secretary

Dhaka,
29th January, 2024

SHAHJIBAZAR POWER COMPANY LIMITED
STATEMENT OF CHANGES IN EQUITY
FOR THE PERIOD ENDED DECEMBER 31, 2023


Particulars	Share Capital	Share Premium	Retained Earning	Total Equity
Balance as at July 01, 2023	1,866,316,290	914,920,000	2,171,312,336	4,952,548,626
Net profit for the period	-	-	381,766,385	381,766,385
Bonus Share/Stock Dividend	-	-	-	-
Cash Dividend	-	-	-	-
Balance as at December 31, 2023	1,866,316,290	914,920,000	2,553,078,720	5,334,315,011

STATEMENT OF CHANGES IN EQUITY
FOR THE PERIOD ENDED DECEMBER 31, 2022

Particulars	Share Capital	Share Premium	Retained Earning	Total Equity
Balance as at July 01, 2022	1,794,534,897	914,920,000	2,161,562,668	4,871,017,565
Net profit for the period	-	-	185,987,905	185,987,905
Bonus Share/Stock Dividend	-	-	-	-
Cash Dividend	-	-	-	-
Balance as at December 31, 2022	1,794,534,897	914,920,000	2,347,550,573	5,057,005,470

The financial statements were authorised for issuance by the Board of Directors on January 29, 2024


Chairman


Director


Managing Director


Chief Financial Officer(CFO)
Dhaka
29th January, 2024


Company Secretary